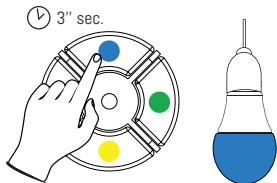


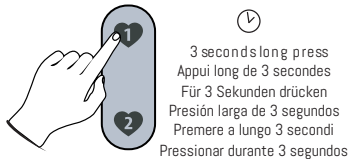
Select a Color

Sélectionner une couleur
Wählen Sie eine Farbe
Selecione un color
Selezionare un colore
Selecionar uma cor



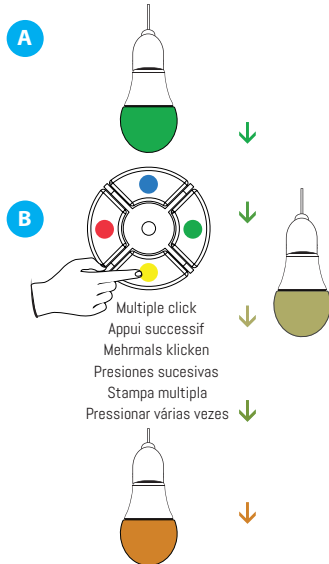
Record as a favorite

Enregistrer comme favori
Als Favorit festlegen
Guardar como favorito
Registra como preferito
Guardar como favorito



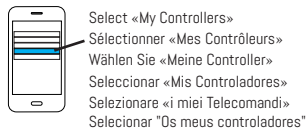
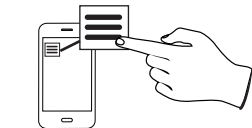
Select an Intermediate Color

Sélectionner une couleur intermédiaire
Wählen Sie eine Übergangsfarbe
Selecione un color intermedio
Selezionare un colore intermedio
Selecionar uma cor intermédia

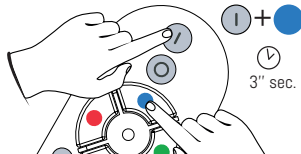


Add remote control in App

Ajouter la télécommande dans l'app
Fernbedienung in app hinzufügen
Añadir el mando en la aplicación
Aggiungere il telecomando nell' app
Adicione o comando a distância à aplicação



Put remote control in «smartphone» mode
Mette la télécommande en mode «smartphone»
Fernbedienung in «Smartphone» -Modus setzen
Poner el mando en modo «smartphone»
Impostare il telecomando in modalità «smartphone»
Colocar o comando a distância em modo de "Smartphone"



Compatibility

Compatibilité
Kompatibilität
Compatibilidad
Compatibilità
Compatibilidade



Eglo LED Crosslink AwoX SmartLIGHT Mesh

For more information, read the user guide

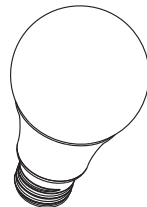
Pour plus d'information, lire le mode d'emploi
Weitere Informationen finden Sie in der Bedienungsanleitung
Para más información, leer la guía del usuario
Per ulteriori informazioni, leggere il manuale d'uso
Para mais informações, consultar o manual do utilizador



support: <http://www.eglo.com/crosslink>
<http://www.awox.com/user-guides>



v01



Mesh Light Bulb
Ampoule Mesh
Mesh Glühbirne
Bombilla Mesh
Lampadina Mesh
Lâmpada Mesh



1



Download SmartCONTROL app
 Télécharger l'application SmartCONTROL
 Laden Sie die App herunter SmartCONTROL
 Descarga la aplicación SmartCONTROL
 Scaricare l'applicazione SmartCONTROL
 Fazer o download da aplicação SmartCONTROL

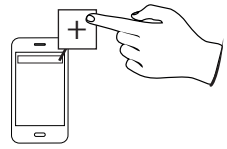
🔍 AwoX SmartControl



2




Add a light bulb in app
 Ajouter une ampoule dans l'app
 Fügen Sie eine Glühbirne in der App hinzu
 Añadir una bombilla en aplicación
 Aggiungere una lampadina nell' App
 Adicionar uma lâmpada à aplicação

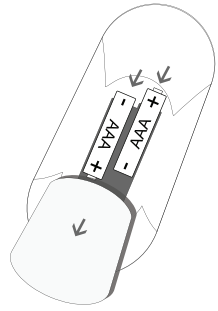


3

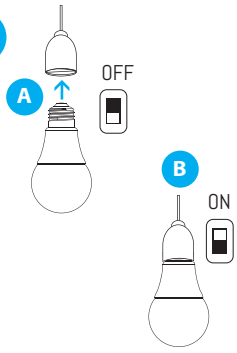
Follow the wizard
 Suivre l'assistant
 Folgen Sie dem Assistenten
 Seguir el menú
 Seguire la procedura guidata
 Seguir os passos do menu de configuração



1



2



3

3 seconds long press
 Appui long de 3 secondes
 Für 3 Sekunden drücken
 Presión larga de 3 segundos
 Premere a lungo 3 secondi
 Pressionar durante 3 segundos

